

# ----- AMP Data Entry Page -----

## 1. Losing Facility Information

**Type of Distribution to Consolidate:** Orig & Dest Non-MODS/Non-BPI Office  
**Facility Name & Type:** Grenada MS CSMPC  
**Street Address:** 2500 Gateway St  
**City:** Grenada  
**State:** MS  
**5D Facility ZIP Code:** 38901  
**District:** Mississippi  
**Area:** Southwest  
**Finance Number:** 273133  
**Current 3D ZIP Code(s):** 387, 389, 397  
**Miles to Gaining Facility:** 113  
**EXFC office:** Yes  
**Plant Manager:** Theresa McQuarter  
**Senior Plant Manager:** Robert Carr  
**District Manager:** Elizabeth Johnson  
**Facility Type after AMP:** Post Office

## 2. Gaining Facility Information

**Facility Name & Type:** Jackson MS P&DC  
**Street Address:** 401 E South St  
**City:** Jackson  
**State:** MS  
**5D Facility ZIP Code:** 39201  
**District:** Mississippi  
**Area:** Southwest  
**Finance Number:** 273784  
**Current 3D ZIP Code(s):** 390-392, 396  
**EXFC office:** Yes  
**Plant Manager:** Robert Carr  
**Senior Plant Manager:** Robert Carr  
**District Manager:** Elizabeth Johnson

## 3. Background Information

**Start of Study:** 9/15/2011  
**Date Range of Data:** Jul-01-2010 : Jun-30-2011  
**Processing Days per Year:** 310  
**Bargaining Unit Hours per Year:** 1,745  
**EAS Hours per Year:** 1,822

**Date of HQ memo, DAR Factors/Cost of Borrowing/  
 Facility Start-up Costs Update** **New**

June 16, 2011

**Date & Time this workbook was last saved:**

**2/19/2012 13:34**

## 4. Other Information

**Area Vice President:** Jo Ann Feindt  
**Vice President, Network Operations:** David E. Williams  
**Area AMP Coordinator:** Steve Jackson  
**HQ AMP Coordinator:** Sarah Grover

rev 10/10/2011

# Approval Signatures


**Losing Facility Name and Type:** Grenada MS CSMPC  
**Street Address:** 2500 Gateway St  
**City:** Grenada  
**State:** MS  
**Facility ZIP Code:** 38901  
**Finance Number:** 273133  
**Current 3D ZIP Code(s):** 387, 389, 397


**Type of Distribution to Consolidate:** Orig & Dest


**Gaining Facility Name and Type:** Jackson MS P&DC  
**Street Address:** 401 E South St  
**City:** Jackson  
**State:** MS  
**Facility ZIP Code:** 39201  
**Finance Number:** 273784  
**Current 3D ZIP Code(s):** 390-392, 396

ACKNOWLEDGEMENT OF ACCOUNTABILITY - I acknowledge that I am accountable for respecting and supporting the integrity of all official postal reporting systems, including financial reports and those relating to compliance with contracting, complement, or similar efforts involving the investment and expenditure of funds, as well as all systems to service to our customers.

**LOSING FACILITY:**

**Postmaster or Plant Manager:**  
 Theresa McQuarter  
 Printed Name \_\_\_\_\_ Signature  Date 11/16/11

**Senior Plant Manager:**  
 Robert Carr  
 Printed Name \_\_\_\_\_ Signature  Date 11-16-11

**District Manager:**  
 Elizabeth Johnson  
 Printed Name \_\_\_\_\_ Signature  Date 11/16/11

**GAINING FACILITY:**

**Plant Manager:**  
 Robert Carr  
 Printed Name \_\_\_\_\_ Signature  Date 11-16-11

**Senior Plant Manager:**  
 Robert Carr  
 Printed Name \_\_\_\_\_ Signature  Date 11-16-11

**District Manager:**  
 Elizabeth Johnson  
 Printed Name \_\_\_\_\_ Signature  Date 11/16/11

**AREA OFFICE:**

**Area Vice President:**  
 Linda Welch  
 Printed Name \_\_\_\_\_ Signature  Date 1/18/12

**Implementation Date:** \_\_\_\_\_

**HEADQUARTERS:**

Approved:  Disapproved:

**Vice President, Network Operations:**  
 David E. Williams  
 Printed Name \_\_\_\_\_ Signature  Date 2/20/12

Comments: \_\_\_\_\_

# Executive Summary

Last Saved: January 12, 2012

**Losing Facility Name and Type:** Grenada MS CSMPC

**Street Address:** 2500 Gateway St

**City, State:** Grenada, MS

**Current 3D ZIP Code(s):** 387, 389, 397

**Type of Distribution to Consolidate:** Orig & Dest

**Miles to Gaining Facility:** 113

**Gaining Facility Name and Type:** Jackson MS P&DC

**Current 3D ZIP Code(s):** 390-392, 396

## Summary of AMP Worksheets

### Savings/Costs

Mail Processing Craft Workhour Savings =	<u>\$266,678</u>	from Workhour Costs - Proposed
Non-MP Craft/EAS + Shared LDCs Workhour Savings (less Maint/Trans) =	<u>\$0</u>	from Other Curr vs Prop
PCES/EAS Supervisory Workhour Savings =	<u>\$276,533</u>	from Other Curr vs Prop
Transportation Savings =	<u>(\$138,120)</u>	from Transportation (HCR and PVS)
Maintenance Savings =	<u>\$864,574</u>	from Maintenance
Space Savings =	<u>\$0</u>	from Space Evaluation and Other Costs
<b>Total Annual Savings =</b>	<b><u>\$1,269,666</u></b>	
<b>Total One-Time Costs =</b>	<b><u>\$140,240</u></b>	from Space Evaluation and Other Costs
<b>Total First Year Savings =</b>	<b><u>\$1,129,426</u></b>	

### Staffing Positions

Craft Position Loss =	<u>19</u>	from Staffing - Craft
PCES/EAS Position Loss =	<u>(9)</u>	from Staffing - PCES/EAS

### Volume

Total FHP to be Transferred (Average Daily Volume) =	<u>0</u>	from Workhour Costs - Current
Current FHP at Gaining Facility (Average Daily Volume) =	<u>1,693,271</u>	from Workhour Costs - Current
Losing Facility Cancellation Volume (Average Daily Volume) =	<u>N/A</u>	(= Total TPH / Operating Days)

### Service

#### Service Standard Impacts by ADV

	UPGRADED	DOWNGRADED	Unchanged + Upgrades	Unchanged + Upgrades
	ADV	ADV	ADV	%
First-Class Mail®	0	0	0	#DIV/0!
Priority Mail®	0	0	0	#DIV/0!
Package Services	0	0	0	#DIV/0!
Periodicals	N/A*	N/A*	N/A*	N/A*
Standard Mail	N/A*	N/A*	N/A*	N/A*

Code to destination 3-digit ZIP Code volume is not available

rev 10/15/2009

# Summary Narrative

Last Saved: February 19, 2012

**Losing Facility Name and Type:** Grenada MS CSMPC

**Current 3D ZIP Code(s):** 387, 389, 397

**Type of Distribution to Consolidate:** Orig & Dest

**Gaining Facility Name and Type:** Jackson MS P&DC

**Current 3D ZIP Code(s):** 390-392, 396

## **BACKGROUND:**

The Grenada CSMPC is a postal owned facility that processes originating and destinating volumes for SCF 387, 389, and 397 Monday through Friday. On Saturdays, the mail from Grenada is already processed at the Jackson Processing and Distribution Center. The Grenada facility is located approximately 113 miles from the Jackson P&DC, which services SCF 390-392, and 396.

The Jackson Processing and Distribution Center has also absorbed mail volumes and processing responsibilities for SCF 369 and 393 as a result of the recent AMP consolidation of Meridian MS that are not included in this study.

This study was conducted to determine the feasibility of relocating the originating and destinating distribution processing operations from Grenada into Jackson every day Monday thru Saturday.

## **FINANCIAL SUMMARY:**

The annual baseline data for this AMP feasibility study is taken from the period of July 1, 2010 – June 30, 2011. The financial savings proposed for the consolidation of the originating and destinating mail volumes from Grenada into Jackson P&DC are:

Total First Year Savings	\$1,129,426
Total Annual Savings	\$1,269,666

The one-time costs equating to \$140,240 associated with this AMP are for the relocation of 2 DIOSS kits to Jackson MS, estimated at \$32,240 with the remaining \$108,000 for facility construction.

The Meridian MS destinating AMP into the Jackson MS P&DC was implemented on 10/1/2011. The volumes and workhours for that study are not included in this workbook. The Jackson P&DC was to gain 8 clerks and 1 maintenance employee from the Meridian AMP.

## **CUSTOMER & SERVICE IMPACTS:**

Retail and business mail acceptance services currently provided the Grenada CSMPC will still be provided if the AMP is implemented. Local collection box pick up times will remain the same and a local postmark will continue to be available at retail service locations.

Specific service standard changes associated with this Area Mail Processing consolidation are contingent upon the resolution of both (a) the rulemaking in which current market dominant product service Standards in 39 CFR Part 121 are being evaluated, and (b) all remaining AMP consolidation proposals that are part of the same network rationalization initiative. A complete file reflecting any new service standards will be published at [www.usps.com](http://www.usps.com) once all of the related AMP decisions that provide the foundation for new service standards are made. Priority and Express Mail service standards will be based upon the capability of the network.

rev 06/10/2009

# Summary Narrative *(continued)*

## **FSO PRELIMINARY DISPOSITION STUDY RECOMMENDATION & DESCRIPTION OF FACILITY IMPACTS**

Grenada, MS (Dispose)

Establish new alternate quarters to house the retail operations, PO Box/Caller, BMEU, and carriers. Work hours for the BMEU, retail and PO Box/Caller Service are in other functions and will be reallocated and/or adjusted to the new facility according to the new workload analysis. Alternate quarters have not been established at this time; therefore, the distance is unknown.

### **TRANSPORTATION CHANGES:**

The Grenada MS CSF is a postal owned facility that processes originating and destinating volumes for SCF 387, 389 & 397. It is located approximately 113 miles from the Jackson MS P&DC which services SCF 390-392 and 396.

The ADC/AADC for Grenada SCF's 387 and 389 is currently the Memphis TN P&DC. If this AMP is implemented, those volumes would be move from the Memphis TN P&DC to the Jackson MS P&DC.

Because a reduction in mileage is possible, transportation to and from the following 387 Associate Offices will be adjusted where possible to depart and arrive the Greenville MS HUB

- *Indianola MS 38751*
- *Moorehead MS 38761*
- *Inverness MS 38753*
- *Isola MS 38754*

**Collection mail** for the 387, 389 and 397 associate offices will be dropped at the Greenville MS 387 Hub, Grenada MS 389 Hub and Columbus/Starkville MS 397 HUB on existing HCR transportation. The truck arrival profile into Greenville, Grenada and Columbus MS by the half-hour is shown below:

	<b>Between the Times of:</b>	<b>No of Trips</b>
<b>Number of Collection Trips Arriving in Half- Hour Intervals</b>	<b>1700 - 1729</b>	3
	<b>1730 - 1800</b>	6
	<b>1801 - 1830</b>	4
	<b>1831 - 1900</b>	2
	<b>1930 - 1929</b>	

The following dispatches will take collection mail from the Greenville, Grenada and Columbus/Starkville MS Hubs to the Jackson P&DC:

<u>LV Greenville</u>	<u>Arrive Jackson P&amp;DC</u>
1945	2145
<u>LV Grenada</u>	<u>Arrive Jackson P&amp;DC</u>
1945	2145
<u>LV Columbus</u>	<u>Arrive Jackson P&amp;DC</u>
1910	2235

# Summary Narrative *(continued)*

**DPS and processed mail** will be dispatched from the Jackson P&DC to the Greenville, Grenada and Columbus Hub HCR trips as shown below:

<u>LV Jackson P&amp;DC</u>	<u>Arrive Greenville</u>
0300	0500
<u>LV Jackson P&amp;DC</u>	<u>Arrive Grenada</u>
0315	0515
<u>LV Jackson P&amp;DC</u>	<u>Arrive Columbus/Starkville</u>
0300	0540

Mail for the 387, 389 and 397 Associate Offices will be dispatched from Greenville, Grenada and Columbus MS in the following half-hour intervals on existing highway contract transportation. Change termini from Grenada to Jackson on HCR 39760 Columbus MS 397 and HCR 38760 Greenville MS 387 and HCR 389A0 Grenada MS 389, time change request to submit movement of mail volume in/outbound.

	<b>Between the Times of:</b>	<b>No of Trips</b>
<b>Number of Associate Office Dispatches Departing in Half- Hour Intervals</b>	<b>0530 - 0600</b>	9
	<b>0601 - 0630</b>	4

The Greenville, Grenada and Columbus facilities currently do not utilize PVS transportation so there should be no additions in PVS expense.

Memphis NDC transportation to and from the Grenada facility will be affected as a result of this AMP. The several stops at Grenada can be eliminated.

The schedule will provide:

- 1 trip from Grenada to Memphis NDC for excess MTE (OTRs/wires) remain

Transportation expense related to additional trips between Jackson P&DC and Grenada to the Memphis NDC is yet to be determined.

Express Mail is currently dispatched on HCR 387BD at 0635 from Memphis P&DC arriving at 0825. This dispatch will remain the same between Greenville and Grenada. HCR 39769 departs Grenada to the Columbus 397 that accommodates the overnight service standard for Express Mail. These HCR Routes also support the originating Express Mail network. Delete en-route HCR 380L0 Trip 304 to FedEx HUB, all processing will be in the Jackson P&DC

A transportation cost is projected with an estimated overall mileage increase of 142,792 miles per year. Based on the estimated mileage at an average of \$1.75 per mile, the approximate annual transportation cost for this proposal is \$173,756.

# Summary Narrative *(continued)*

## **EMPLOYEE IMPACTS:**

In this feasibility study, a net of 19 craft employee positions and 2 management positions will be impacted. There are 13 craft employees at the Grenada CSMPC and 127 craft employees at the Jackson P&DC that are eligible to retire.

As a matter of policy, the Postal Service follows the Worker Adjustment and Retraining Notification Act's ("WARN") notification requirements when the number of employees experiencing an employment loss within the meaning of WARN would trigger the (WARN) requirements. Some or all of the impacted employees described above may not experience an employment loss within the meaning of WARN due to transfers or reassignments

Management and Craft Staffing Impacts							
	Grenada MS CSMPC			Jackson MS P&DC			Net Diff
	Total Current On-Rolls	Total Proposed	Diff	Total Current On-Rolls	Total Proposed	Diff	
Craft <sup>1</sup>	83	35	(48)	356	385	29	(19)
Management	3	2	(1)	25	35	10	9

<sup>1</sup> Craft = FTR+PTR+PTF+Casuals

Mail Processing Management to Craft Ratio				
Management to Craft <sub>2</sub> Ratios	Current		Proposed	
	SDOs to Craft <sub>1</sub> (1:25 target)	MDOs+SDOs to Craft <sub>1</sub> (1:22 target)	SDOs to Craft <sub>1</sub> (1:25 target)	MDOs+SDOs to Craft <sub>1</sub> (1:22 target)
Grenada MS CSMPC	1 : 51	1 : 51	#DIV/0!	#DIV/0!
Jackson MS P&DC	1 : 33	1 : 29	1 : 25	<b>1 : 21</b>

<sup>1</sup> Craft = FTR+PTR+PTF+Casuals  
<sup>2</sup> Craft = F1 + F4 at Losing; F1 only at Gaining

**Other Concurrent Initiatives:**

The Jackson Processing and Distribution Center has also absorbed mail volumes and processing responsibilities for zips 369 and 393 as a result of the recent AMP consolidation of Meridian MS.

**EQUIPMENT RELOCATION AND MAINTENANCE IMPACTS**

Equipment identified for relocation to support operations at the Jackson P&DC includes 2 DIOSS kits. The relocation costs are included in the one-time cost listed above. Remaining equipment will be excessed with no costs incurred to this AMP study.

**SPACE IMPACTS**

The Grenada CSMPC is an owned facility. This space will be reviewed for other future Function 4 facility consolidations once the Node Study findings are known.

**SUMMARY**

There is a First year savings of \$1,129,426. The first year savings reflects only the operations included in the AMP study. This figure does not include the relocation costs associated with the remaining mail processing equipment at the Grenada CSMPC facility. The Grenada CSMPC will remain open as a Customer Service facility after all mail processing operations have been relocated to Jackson P&DC.

The Area Mail Processing project to consolidate all of the Grenada CSMPC operations into the Jackson P&DC will result in a savings to the Postal Service of approximately \$1,269,666 per year if approved.

This consolidation of operations will increase processing efficiency, create substantial financial savings, and be accomplished with no inconvenience to our customers.



# 24 Hour Clock

Last Saved: January 12, 2012

Losing Facility Name and Type: Grenada MS CSMPC

Current 3D ZIP Code(s): 387, 389, 397

Type of Distribution to Consolidate: Orig & Dest

Gaining Facility Name and Type: Jackson MS P&DC

Current 3D ZIP Code(s): 390-392, 396

## No data for Grenada

				24 Hour Indicator Report				80%	100%	100%	100%	Millions	100%	100%	86.9%
Weekly Trends Beginning Day			Facility	Cancelled by 2000 Data Source = EDW MCRS	OGP Cleared by 2300 Data Source = EDW EOR	OGS Cleared by 2400 Data Source = EDW EOR	MIMP Cleared by 2400 Data Source = EDW EOR	MIMP Volume On Hand at 2400 Data Source = EDW MCRS	Mail Assigned Commercial / FedEx By 0230 Data Source = EDW SASS	DPS 2nd Pass Cleared by 0700 Data Source = EDW EOR	Trips On-Time 0400 - 0900 Data Source = EDW TIMES				
		%													
16-Apr	SAT	4/16	JACKSON P&DC	199.5%	97.8%	97.7%	95.6%	#VALUE!	82.5%	100.0%	88.2%				
23-Apr	SAT	4/23	JACKSON P&DC	71.9%	96.9%	97.7%	95.7%	#VALUE!	88.7%	100.0%	78.4%				
30-Apr	SAT	4/30	JACKSON P&DC	63.6%	93.3%	97.5%	91.5%	#VALUE!	89.6%	100.0%	86.9%				
7-May	SAT	5/7	JACKSON P&DC	71.3%	98.0%	98.2%	93.0%	#VALUE!	97.7%	100.0%	87.7%				
14-May	SAT	5/14	JACKSON P&DC	74.0%	97.8%	97.9%	91.2%	#VALUE!	94.0%	100.0%	90.2%				
21-May	SAT	5/21	JACKSON P&DC	68.3%	97.2%	97.7%	92.9%	#VALUE!	98.3%	100.0%	82.9%				
28-May	SAT	5/28	JACKSON P&DC	56.7%	88.2%	95.8%	92.8%	#VALUE!	84.2%	100.0%	77.5%				
4-Jun	SAT	6/4	JACKSON P&DC	68.5%	98.3%	98.5%	92.6%	#VALUE!	97.9%	100.0%	84.3%				
11-Jun	SAT	6/11	JACKSON P&DC	73.5%	98.3%	96.6%	92.2%	#VALUE!	82.9%	100.0%	82.7%				
18-Jun	SAT	6/18	JACKSON P&DC	75.2%	97.8%	98.8%	95.8%	#VALUE!	95.5%	100.0%	87.3%				
25-Jun	SAT	6/25	JACKSON P&DC	52.4%	90.1%	92.7%	92.7%	#VALUE!	94.7%	100.0%	85.3%				
2-Jul	SAT	7/2	JACKSON P&DC	61.9%	90.2%	95.7%	91.3%	#VALUE!	87.9%	100.0%	86.4%				
9-Jul	SAT	7/9	JACKSON P&DC	66.3%	93.6%	97.6%	95.2%	#VALUE!	98.3%	99.9%	88.8%				
16-Jul	SAT	7/16	JACKSON P&DC	61.2%	96.4%	98.8%	92.3%	#VALUE!	91.7%	100.0%	83.8%				
23-Jul	SAT	7/23	JACKSON P&DC	68.8%	91.7%	93.8%	90.9%	#VALUE!	86.9%	100.0%	89.3%				
30-Jul	SAT	7/30	JACKSON P&DC	69.6%	93.2%	98.0%	91.6%	#VALUE!	94.0%	100.0%	87.3%				
6-Aug	SAT	8/6	JACKSON P&DC	68.3%	95.6%	98.2%	94.8%	#VALUE!	87.9%	99.9%	84.8%				
13-Aug	SAT	8/13	JACKSON P&DC	74.6%	96.6%	98.5%	94.2%	#VALUE!	82.8%	99.9%	75.1%				
20-Aug	SAT	8/20	JACKSON P&DC	74.1%	97.3%	98.3%	96.0%	#VALUE!	76.1%	100.0%	85.3%				
27-Aug	SAT	8/27	JACKSON P&DC	70.5%	93.7%	96.5%	98.0%	#VALUE!	71.3%	99.9%	77.7%				
3-Sep	SAT	9/3	JACKSON P&DC	66.4%	94.5%	98.1%	92.5%	#VALUE!	76.5%	100.0%	84.0%				

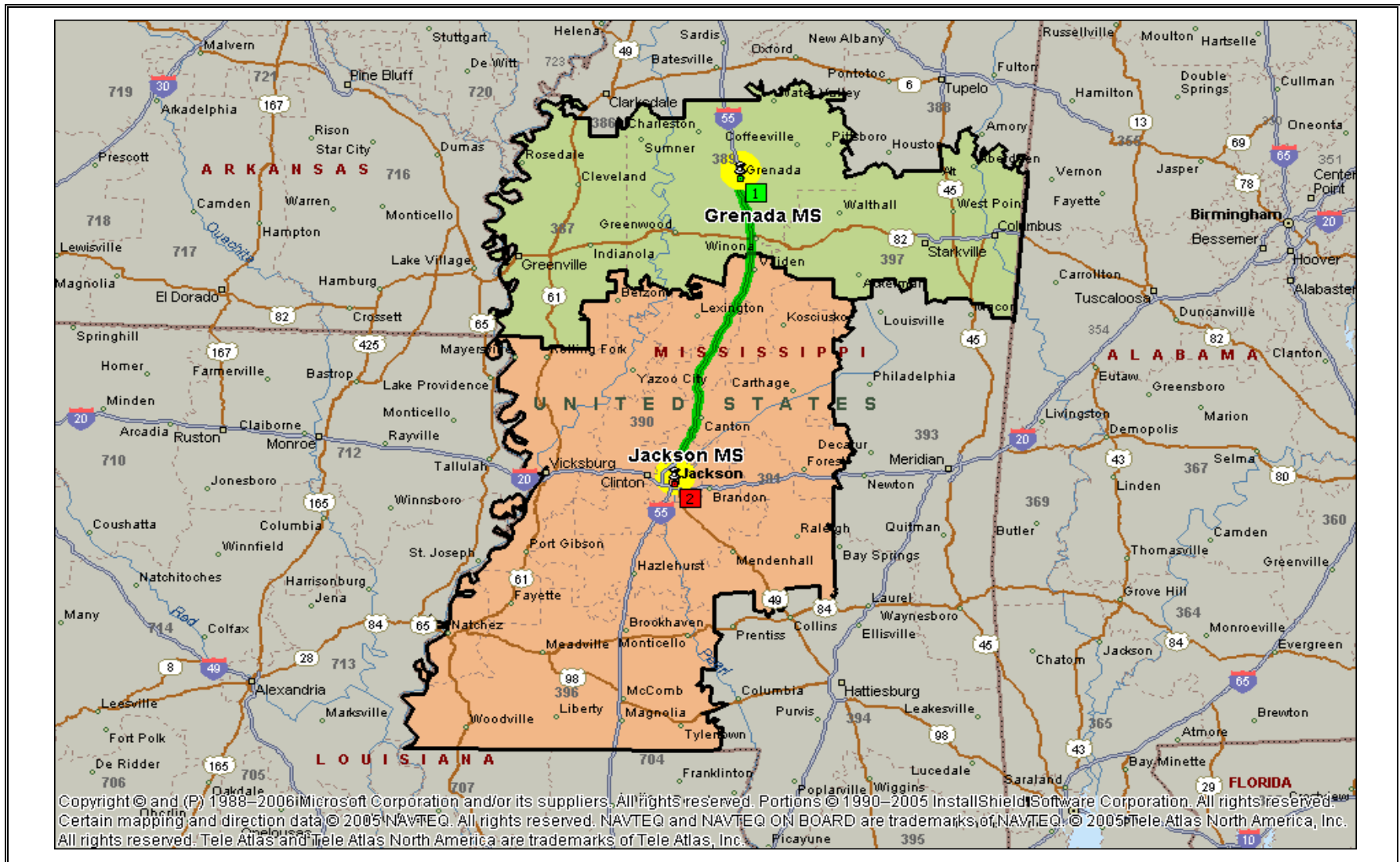


# MAP

Last Saved: January 12, 2012

**Losing Facility Name and Type:** Grenada MS CSMPC  
**Current 3D ZIP Code(s):** 387, 389, 397  
**Miles to Gaining Facility:** 113

**Gaining Facility Name and Type:** Jackson MS P&DC  
**Current 3D ZIP Code(s):** 390-392, 396



rev 03/20/2008

# Service Standard Impacts

Last Saved: January 12, 2012

**Losing Facility:** Grenada MS CSMPC

**Losing Facility 3D ZIP Code(s):** 387, 389, 397

**Gaining Facility 3D ZIP Code(s):** 390-392, 396

Based on report prepared by Network Integration Support dated: mm/dd/yyyy

<b>Service Standard Changes - Average Daily Volume</b> (data obtained from ODIS is derived from sampling and may vary from actual volume)																
	FCM						PRI		PER *		STD *		PSVC		ALL CLASSES	
	Overnight	% Change	All Others	% Change	Total	% Change	All	% Change	All	% Change	All	% Change	All	% Change	All	% Change
UPGRADE															TBD	
DOWNGRADE															TBD	
TOTAL															TBD	
NET UP+NO CHNG															TBD	
VOLUME TOTAL															TBD	

\* - Periodical and Standard mail origin 3-digit ZIP Code to destination 3-digit ZIP Code volume is not available

Selected summary fields are transferred to the *Executive Summary*

<b>Service Standard Changes - Pairs</b>																
	FCM						PRI		PER		STD		PSVC		ALL CLASSES	
	Overnight	% Change	All Others	% Change	Total	% Change	All	% Change	All	% Change	All	% Change	All	% Change	All	% Change
UPGRADE															TBD	
DOWNGRADE															TBD	
TOTAL															TBD	
NET															TBD	

rev 10/16/2009

# Stakeholders Notification

(WorkBook Tab Notification - 1)

Last Saved: January 12, 2012

Stakeholder Notification Page 1

**Losing Facility:** Grenada MS CSMPC

**AMP Event:** Start of Study


### Workhour Costs - Current

Last Saved: January 12, 2012

Losing Facility: Grenada MS CSMP

Gaining Facility: Jackson MS P&DC

Date Range of Data 07/01/10 <<==== ==>> 06/30/11

Losing Current Workhour Rate by LDC			
LDC	Function 1	LDC	Function 4
11	\$0.00	41	\$40.56
12	\$0.00	42	\$37.52
13	\$0.00	43	\$37.05
14	\$0.00	44	\$37.93
15	\$0.00	45	\$48.91
16	\$0.00	46	\$0.00
17	\$0.00	47	\$0.00
18	\$0.00	48	\$37.69

Gaining Current Workhour Rate by LDC			
LDC	Function 1	LDC	Function 4
11	\$38.45	41	\$0.00
12	\$39.51	42	\$0.00
13	\$44.76	43	\$35.99
14	\$42.51	44	\$0.00
15	\$37.61	45	\$0.00
16	\$0.00	46	\$0.00
17	\$41.65	47	\$0.00
18	\$38.00	48	\$30.25

(1) Current Operation Numbers	(2) % Moved to Gaining	(3) Current Annual FHP Volume	(4) Current Annual TPH or NATPH Volume	(5) Current Annual Workhours	(6) Current Productivity (TPH or NATPH)	(7) Current Annual Workhour Costs
037	100.0%					\$65,238
076	50.0%					\$226,056
B	50.0%					
079	50.0%					\$375,388
B	50.0%					
241	22.1%					\$632,044
B	21.5%					
C	21.5%					
361	100.0%					\$2,716
371	100.0%					\$9,269
391	100.0%					\$1,836
821	100.0%					\$230
822	100.0%					\$4,762
824	100.0%					\$108,468
826	100.0%					\$176
912	100.0%					\$356,760
913	100.0%					\$340,487
637						\$11,219
769						\$42,634

(8) Current Operation Numbers	(9) % Moved to Losing	(10) Current Annual FHP	(11) Current Annual TPH or	(12) Current Annual	(13) Current Productivity	(14) Current Annual Workhour Costs
030						\$569,270
461						\$124,159
060						\$294
321						\$883,299
324						\$121,603
073						\$405,890
044						\$121,731
043						\$492,154
481						\$5,211
481dup						
481dup						
481dup						
481dup						
893						\$1,093,396
896						\$42
918						\$1,103,507
919						\$1,257,737
637						\$0
769						\$0
002						\$90,175
009						\$271
010						\$397,260
012						\$0
015						\$176,340
018						\$272,687
020						\$226
021						\$0
022						\$0
030dup						
040						\$66,850
043dup						
044dup						
051						\$3,130
052						\$1,564
053						\$165
054						\$0
060dup						
066						\$0
067						\$4,833
070						\$20,933











(1) Current Operation Numbers	(2) % Moved to Gaining	(3) Current Annual FHP Volume	(4) Current Annual TPH or NATPH Volume	(5) Current Annual Workhours	(6) Current Productivity (TPH or NATPH)	(7) Current Annual Workhour Costs
<b>Totals</b>	Moved to Gain	0	289,278,155	55,387	5,223	\$2,123,429
	Impact to Lose	0	0	0	No Calc	\$0
	<b>Total Impact</b>	<b>0</b>	<b>289,278,155</b>	<b>55,387</b>	<b>5,223</b>	<b>\$2,123,429</b>
	Non-impacted	0	972,414	1,423	683	\$53,853
	<b>All</b>	<b>0</b>	<b>290,250,570</b>	<b>56,810</b>	<b>5,109</b>	<b>\$2,177,282</b>

**Total FHP to be Transferred (Average Daily Volume) :** 0  
*(This number is carried forward to AMP Worksheet Executive Summary)*

**Current FHP at Gaining Facility (Average Daily Volume) :** 1,693,271  
*(This number is carried forward to AMP Worksheet Executive Summary)*

**Combined Current Workhour Annual Workhour Costs :** \$20,225,111  
*(This number is carried forward to the bottom of AMP Worksheet Workhour Costs-Proposed)*

(8) Current Operation Numbers	(9) % Moved to Losing	(10) Current Annual FHP Volume	(11) Current Annual TPH or NATPH Volume	(12) Current Annual Workhours	(13) Current Productivity (TPH or NATPH)	(14) Current Annual Workhour Costs
<b>Totals</b>	Impact to Gain	404,046,226	893,730,524	154,162	5,797	\$6,178,292
	Moved to Lose	0	0	0	No Calc	\$0
	<b>Total Impact</b>	<b>404,046,226</b>	<b>893,730,524</b>	<b>154,162</b>	<b>5,797</b>	<b>\$6,178,292</b>
	Non-impacted	0	0	0	No Calc	\$0
	Gain Only	120,867,675	415,521,136	285,925	1,453	\$11,869,537
<b>All</b>	<b>524,913,901</b>	<b>1,309,251,660</b>	<b>440,087</b>	<b>2,975</b>	<b>\$18,047,829</b>	

<b>Comb Totals</b>	Impact to Gain	404,046,226	1,183,008,679	209,549	5,645	\$8,301,721
	Impact to Lose	0	0	0	No Calc	\$0
	<b>Total Impact</b>	<b>404,046,226</b>	<b>1,183,008,679</b>	<b>209,549</b>	<b>5,645</b>	<b>\$8,301,721</b>
	Non-impacted	0	972,414	1,423	683	\$53,853
	Gain Only	120,867,675	415,521,136	285,925	1,453	\$11,869,537
<b>All</b>	<b>524,913,901</b>	<b>1,599,502,230</b>	<b>496,897</b>	<b>3,219</b>	<b>\$20,225,111</b>	

### Workhour Costs - Proposed

Last Saved: January 12, 2012

Losing Facility: Grenada MS CSMPC

Gaining Facility: Jackson MS P&DC

(1) Proposed Operation Numbers	(2) Proposed Annual FHP Volume	(3) Proposed Annual TPH or NATPH Volume	(4) Proposed Annual Workhours	(5) Proposed Productivity (TPH or NATPH)	(6) Proposed Annual Workhour Costs
037					\$0
<b>076</b>					<b>\$0</b>
<b>B</b>					
<b>079</b>					<b>\$0</b>
<b>B</b>					
<b>241</b>					<b>\$221,215</b>
<b>B</b>					
<b>C</b>					
361					\$0
371					\$0
391					\$0
821					\$0
822					\$0
824					\$0
826					\$0
912					\$0
913					\$0
637					\$11,219
769					\$42,634
			0	No Calc	
			0	No Calc	
			0	No Calc	
			0	No Calc	
			0	No Calc	
			0	No Calc	
			0	No Calc	
			0	No Calc	
			0	No Calc	
			0	No Calc	
			0	No Calc	
			0	No Calc	
			0	No Calc	
			0	No Calc	
			0	No Calc	
			0	No Calc	
			0	No Calc	
			0	No Calc	
			0	No Calc	
			0	No Calc	
			0	No Calc	
			0	No Calc	
			0	No Calc	
			0	No Calc	
			0	No Calc	

(7) Proposed Operation Numbers	(8) Proposed Annual FHP Volume	(9) Proposed Annual TPH or NATPH Volume	(10) Proposed Annual Workhours	(11) Proposed Productivity (TPH or NATPH)	(12) Proposed Annual Workhour Costs
030					\$691,305
461					\$307,690
060					\$170,967
321					\$1,510,529
324					\$771,684
073					\$566,180
044					\$277,306
043					\$647,729
481					\$81,144
481dup					\$0
481dup					\$0
481dup					\$0
481dup					\$0
893					\$896,199
896					\$18,848
918					\$1,536,284
919					\$1,450,552
637					\$0
769					\$0
002					\$90,175
009					\$271
010					\$397,260
012					\$0
015					\$160,923
018					\$272,687
020					\$226
021					\$0
022					\$0
030dup					\$0
040					\$64,845
043dup					\$0
044dup					\$0
051					\$2,371
052					\$888
053					\$1,043
054					\$556
060dup					\$0
066					\$2,801
067					\$2,633
070					\$20,305
073dup					\$0
074					\$441
083					\$203
084					\$3,923
087					\$629
088					\$0
089					\$18,341
091					\$57,437
092					\$30,403

(1) Proposed Operation Numbers	(2) Proposed Annual FHP Volume	(3) Proposed Annual TPH or NATPH Volume	(4) Proposed Annual Workhours	(5) Proposed Productivity (TPH or NATPH)	(6) Proposed Annual Workhour Costs
			0	No Calc	
			0	No Calc	
			0	No Calc	
			0	No Calc	
			0	No Calc	
			0	No Calc	
			0	No Calc	
			0	No Calc	
			0	No Calc	
			0	No Calc	
			0	No Calc	
			0	No Calc	
			0	No Calc	
			0	No Calc	
			0	No Calc	
			0	No Calc	
			0	No Calc	
			0	No Calc	
			0	No Calc	
			0	No Calc	
			0	No Calc	
			0	No Calc	
			0	No Calc	
			0	No Calc	
			0	No Calc	
			0	No Calc	
			0	No Calc	
			0	No Calc	
			0	No Calc	
			0	No Calc	
			0	No Calc	
			0	No Calc	
			0	No Calc	
			0	No Calc	
			0	No Calc	
			0	No Calc	
			0	No Calc	
			0	No Calc	
			0	No Calc	
			0	No Calc	
			0	No Calc	
			0	No Calc	
			0	No Calc	
			0	No Calc	
			0	No Calc	
			0	No Calc	
			0	No Calc	
			0	No Calc	
			0	No Calc	
			0	No Calc	
			0	No Calc	
			0	No Calc	
			0	No Calc	
			0	No Calc	
			0	No Calc	
			0	No Calc	
			0	No Calc	
			0	No Calc	

(7) Proposed Operation Numbers	(8) Proposed Annual FHP Volume	(9) Proposed Annual TPH or NATPH Volume	(10) Proposed Annual Workhours	(11) Proposed Productivity (TPH or NATPH)	(12) Proposed Annual Workhour Costs
093					\$20,691
094					\$3,196
095					\$1,321
096					\$1,921
097					\$36,955
098					\$15,893
099					\$48,175
100					\$7
109					\$18,055
110					\$0
120					\$688
135					\$0
136					\$4,587
137					\$570,565
138					\$471,652
139					\$373,693
140					\$1,186,235
169					\$587,610
178					\$0
179					\$0
180					\$0
208					\$39,423
210					\$1,613,243
225					\$443
229					\$1,340,262
230					\$485,515
231					\$666,746
232					\$74,032
233					\$80,117
261					\$0
262					\$0
264					\$0
271					\$209,552
281					\$88,597
282					\$0
321dup					\$0
322					\$414
324dup					\$0
326					\$0
340					\$17,808
341					\$119
461dup					\$0
462					\$9,091
463					\$260,036
464					\$26,445
466					\$547,875
467					\$15,608
481dup					\$0
482					\$13
486					\$713
487					\$1
488					\$261
489					\$4,391
491					\$6
492					\$0













## Other Workhour Move Analysis

Last Saved: January 12, 2012

Losing Facility: Grenada MS CSMPC

Gaining Facility: Jackson MS P&DC

Date Range of Data: 07/01/10 to #REF!

### Current Other Craft Workhours

Losing Facility					Gaining Facility				
Current MODS Operation Number	Percent Moved to Gaining (%)	Reduction Due to EoS (%)	Current Annual Workhours	Current Annual Workhour Cost (\$)	Current MODS Operation Number	Percent Moved to Losing (%)	Reduction Due to EoS (%)	Current Annual Workhours	Current Annual Workhour Cost (\$)
745	0.0%	100.0%		\$180	745				\$378,604
747	0.0%	64.6%		\$160,326	747				\$737,125
750	16.7%	83.3%		\$631,709	750				\$2,704,725
753	0.0%	92.7%		\$230,561	753				\$831,279
065				\$1,510,804	065				\$0
355				\$196,583	355				\$0
421				\$562,384	421				\$0
647				\$5,122	647				\$0
663				\$135	663				\$0
713				\$408,351	713				\$0
714				\$194,879	714				\$0
733				\$76	733				\$0
743				\$1,617	743				\$0
					515				\$0
					581				\$454,012
					582				\$69,617
					616				\$394
					617				\$350
					665				\$74,372
					679				\$125,315
					748				\$979,214
					764				\$257
					765				\$961,672

### Proposed Other Craft Workhours

Losing Facility			Gaining Facility		
Proposed MODS Operation Number	Proposed Annual Workhours	Proposed Annual Workhour Cost (\$)	Proposed MODS Operation Number	Proposed Annual Workhours	Proposed Annual Workhour Cost (\$)
745		\$0	745		\$378,604
747		\$56,679	747		\$737,125
750		\$0	750		\$2,815,043
753		\$16,734	753		\$831,279
065		\$1,510,804	065		\$0
355		\$196,583	355		\$0
421		\$562,384	421		\$0
647		\$5,122	647		\$0
663		\$135	663		\$0
713		\$408,351	713		\$0
714		\$194,879	714		\$0
733		\$76	733		\$0
743		\$1,617	743		\$0
			515		\$0
			581		\$454,012
			582		\$69,617
			616		\$394
			617		\$350
			665		\$74,372
			679		\$125,315
			748		\$979,214
			764		\$257
			765		\$961,672













# Staffing - Management

Last Saved: January 12, 2012

**Losing Facility:** Grenada MS CSMPC

**Data Extraction Date:** 10/01/11

**Finance Number:** 273133

<b>Management Positions</b>						
Line	(1) Position Title	(2) Level	(3) Current Auth Staffing	(4) Current On-Rolls	(5) Proposed Staffing	(6) Difference
1	POSTMASTER	EAS-22	1	1	1	0
2	MGR MAINTENANCE	EAS-17	1	0	0	0
3	SUPV CUSTOMER SERVICES	EAS-17	1	1	1	0
4	SUPV DISTRIBUTION OPERATIONS	EAS-17	1	1	0	-1
5						
6						
7						
8						
9						
10						
11						
12						
13						
14						
15						
16						
17						
18						
19						
20						
21						
22						
23						
24						
25						
26						
27						
28						
29						
30						
31						

44					
45					
46					
47					
48					
49					
50					
51					
52					
53					
54					
55					
56					
57					
58					
59					
60					
61					
62					
63					
64					
65					
66					
67					
68					
69					
70					
71					
72					
73					
74					
75					
76					
77					
78					
79					
	<b>Totals</b>		<b>4</b>	<b>3</b>	<b>2</b>
					<b>(1)</b>

Retirement Eligibles: 1

Position Loss: 1

Management Positions						
Line	(12) Position Title	(13) Level	(14) Current Auth Staffing	(15) Current On-Rolls	(16) Proposed Staffing	(17) Difference
2	MGR DISTRIBUTION OPERATIONS	EAS-22	1	0	1	1
3	MGR MAINTENANCE (LEAD)	EAS-22	1	1	1	0
4	MGR IN-PLANT SUPPORT	EAS-21	1	1	1	0
5	OPERATIONS INDUSTRIAL ENGINEER (FI	EAS-21	2	1	2	1
6	MGR DISTRIBUTION OPERATIONS	EAS-20	1	1	1	0
7	MGR MAINT ENGINEERING SUPPORT	EAS-20	1	1	1	0
8	MGR FIELD MAINT OPRNS (LEAD)	EAS-19	1	0	1	1
9	MGR MAINTENANCE OPERATIONS	EAS-19	1	1	1	0
10	MGR MAINTENANCE OPERATIONS SUPPT	EAS-19	1	1	1	0
11	MGR TRANSPORTATION/NETWORKS	EAS-18	1	1	1	0
12	OPERATIONS SUPPORT SPECIALIST	EAS-18	1	1	1	0
13	OPERATIONS SUPPORT SPECIALIST	EAS-17	2	2	2	0
14	SUPV DISTRIBUTION OPERATIONS	EAS-17	10	8	11	3
20						
21						
22						
23						
24						
25						
26						
27						
28						
29						
30						
31						
32						
33						
34						
35						
36						
37						
38						
39						
40						

53					
54					
55					
56					
57					
58					
59					
60					
61					
62					
63					
64					
65					
66					
67					
68					
69					
70					
71					
72					
73					
74					
75					
76					
77					
78					
79					
	<b>Total</b>	<b>34</b>	<b>25</b>	<b>35</b>	<b>10</b>

Retirement Eligibles: 0

Position Loss: (10)

**Total PCES/EAS Position Loss: (9)** (This number carried forward to the *Executive Summary*)

rev 11/05/2008

# Staffing - Craft

Last Saved: January 12, 2012

**Losing Facility:** Grenada MS CSMPC

**Finance Number:** 273133

**Data Extraction Date:** \_\_\_\_\_

Craft Positions	(1) Casuals/PSEs On-Rolls	(2) Part Time On-Rolls	(3) Full Time On-Rolls	(4) Total On-Rolls	(5) Total Proposed	(6) Difference
Function 1 - Clerk	0	0	0			
Function 4 - Clerk	13	0	38	51	15	(36)
Function 1 - Mail Handler	0	0	0			
Function 4 - Mail Handler	0	0	0			
<b>Function 1 &amp; 4 Sub-Total</b>	<b>13</b>	<b>0</b>	<b>38</b>	<b>51</b>	<b>15</b>	<b>(36)</b>
Function 3A - Vehicle Service	0	0	0			
Function 3B - Maintenance	0	0	14	14	2	(12)
Functions 67-69 - Lmtd/Rehab/WC	0	0	0			
Other Functions	0	0	18	18	18	0
<b>Total</b>	<b>13</b>	<b>0</b>	<b>70</b>	<b>83</b>	<b>35</b>	<b>(48)</b>

Retirement Eligibles: 13

**Gaining Facility:** Jackson MS P&DC

**Finance Number:** 273784

**Data Extraction Date:** \_\_\_\_\_

Craft Positions	(7) Casuals/PSEs On-Rolls	(8) Part Time On-Rolls	(9) Full Time On-Rolls	(10) Total On-Rolls	(11) Total Proposed	(12) Difference
Function 1 - Clerk	23	0	144	167	178	11
Function 1 - Mail Handler	8	14	75	97	97	0
<b>Function 1 Sub-Total</b>	<b>31</b>	<b>14</b>	<b>219</b>	<b>264</b>	<b>275</b>	<b>11</b>
Function 3A - Vehicle Service	3	1	12	16	16	0
Function 3B - Maintenance	0	0	73	73	91	18
Functions 67-69 - Lmtd/Rehab/WC	0	0	1	1	1	0
Other Functions	0	0	2	2	2	0
<b>Total</b>	<b>34</b>	<b>15</b>	<b>307</b>	<b>356</b>	<b>385</b>	<b>29</b>

Retirement Eligibles: 127

**Total Craft Position Loss:** 19 (This number carried forward to the *Executive Summary*)

(13) Notes: Per HQ Maint Func Rvw, proposed authorized staffing for Grenada = 2 and Jackson = 91.

7 city carriers, 11 rural carriers

rev 11/05/2008

# Maintenance

Last Saved: February 19, 2012

**Losing Facility:** Grenada MS CSMPC

**Gaining Facility:** Jackson MS P&DC

**Date Range of Data:** Jul-01-2010 : Jun-30-2011

	(1) Current Cost	(2) Proposed Cost	(3) Difference
<b>Workhour Activity</b>			
LDC 36 Mail Processing Equipment	\$ 631,709	\$ 0	\$ (631,709)
LDC 37 Building Equipment	\$ 230,561	\$ 16,734	\$ (213,828)
LDC 38 Building Services <i>(Custodial Cleaning)</i>	\$ 160,326	\$ 56,679	\$ (103,647)
LDC 39 Maintenance Operations Support	\$ 180	\$ 0	\$ (180)
LDC 93 Maintenance Training	\$ 5,095	\$ 0	\$ (5,095)
<b>Workhour Cost Subtotal</b>	<b>\$ 1,027,871</b>	<b>\$ 73,413</b>	<b>\$ (954,458)</b>
<b>Other Related Maintenance &amp; Facility Costs</b>			
<b>Total</b> Maintenance Parts, Supplies & Facility Utilities	\$ 152,972	\$ 66,848	\$ (86,124)
<b>Adjustments</b> <i>(from "Other Curr vs Prop" tab)</i>	\$ 0	\$ 0	\$ 0
<b>Grand Total</b>	<b>\$ 1,180,843</b>	<b>\$ 140,261</b>	<b>\$ (1,040,582)</b>

	(4) Current Cost	(5) Proposed Cost	(6) Difference
<b>Workhour Activity</b>			
LDC 36 Mail Processing Equipment	\$ 2,704,725	\$ 2,815,043	\$ 110,318
LDC 37 Building Equipment	\$ 831,279	\$ 831,279	\$ 0
LDC 38 Building Services <i>(Custodial Cleaning)</i>	\$ 1,716,339	\$ 1,716,339	\$ 0
LDC 39 Maintenance Operations Support	\$ 378,998	\$ 378,998	\$ 0
LDC 93 Maintenance Training	\$ 157,136	\$ 162,796	\$ 5,660
<b>Workhour Cost Subtotal</b>	<b>\$ 5,788,477</b>	<b>\$ 5,904,455</b>	<b>\$ 115,978</b>
<b>Other Related Maintenance &amp; Facility Costs</b>			
<b>Total</b> Maintenance Parts, Supplies & Facility Utilities	\$ 1,038,950	\$ 1,098,980	\$ 60,030
<b>Adjustments</b> <i>(from "Other Curr vs Prop" tab)</i>	\$ 0	\$ 0	\$ 0
<b>Grand Total</b>	<b>\$ 6,827,427</b>	<b>\$ 7,003,435</b>	<b>\$ 176,008</b>

**Annual Maintenance Savings:** **\$864,574** (This number carried forward to the Executive Summary)

(7) Notes: \_\_\_\_\_

### Transportation - PVS

Last Saved: January 12, 2012

**Losing Facility:** Grenada MS CSMPC  
**Finance Number:** 273133  
**Date Range of Data:** 07/01/10 -- to -- 06/30/11

**Gaining Facility:** Jackson MS P&DC  
**Finance Number:** 273784

	(1) Current	(2) Proposed	(3) Difference
<b>PVS Owned Equipment</b>			
Seven Ton Trucks			0
Eleven Ton Trucks			0
Single Axle Tractors			0
Tandem Axle Tractors			0
Spotters			0
<b>PVS Transportation</b>			
Total Number of Schedules			0
Total Annual Mileage			0
<b>Total Mileage Costs</b>			<b>\$0</b>
<b>PVS Leases</b>			
Total Vehicles Leased			0
<b>Total Lease Costs</b>			<b>\$0</b>
<b>PVS Workhour Costs</b>			
LDC 31 (617, 679, 764)	\$0	\$0	\$0
LDC 34 (765, 766)	\$0	\$0	\$0
<b>Adjustments</b> (from "Other Curr vs Prop" tab)		\$0	
<b>Total Workhour Costs</b>	\$0	\$0	\$0

	(4) Current	(5) Proposed	(6) Difference
<b>PVS Owned Equipment</b>			
Seven Ton Trucks			0
Eleven Ton Trucks			0
Single Axle Tractors			0
Tandem Axle Tractors			0
Spotters			0
<b>PVS Transportation</b>			
Total Number of Schedules			0
Total Annual Mileage			0
<b>Total Mileage Costs</b>			<b>\$0</b>
<b>PVS Leases</b>			
Total Vehicles Leased			0
<b>Total Lease Costs</b>			<b>\$0</b>
<b>PVS Workhour Costs</b>			
LDC 31 (617, 679, 764)	\$125,922	\$125,922	\$0
LDC 34 (765, 766)	\$961,672	\$961,672	\$0
<b>Adjustments</b> (from "Other Curr vs Prop" tab)		\$0	
<b>Total Workhour Costs</b>	\$1,087,594	\$1,087,594	\$0

**PVS Transportation Savings (Losing Facility):**

**PVS Transportation Savings (Gaining Facility):**

**Total PVS Transportation Savings:**  <<<< (This number is summed with Total from 'Trans-HCR' and carried forward to the Executive Summary as Transportation Savings)

(7) Notes: \_\_\_\_\_







1	2	3	4	5	6	7
Route Numbers	Current Annual Mileage	Current Annual Cost	Current Cost per Mile	Proposed Annual Mileage	Proposed Annual Cost	Proposed Cost per Mile

Totals 196,628 114,257

Proposed Trip Impacts	Current Losing	Moving to Gain (-)	Other Changes (+/-)	Trips from Gaining	Proposed Result

HCR Annual Savings (Losing Facility): **\$35,636**

8	9	10	11	12	13	14
Route Numbers	Current Annual Mileage	Current Annual Cost	Current Cost per Mile	Proposed Annual Mileage	Proposed Annual Cost	Proposed Cost per Mile

Totals 2,753,740 2,896,532

Proposed Trip Impacts	Current Gaining	Moving to Lose (-)	Other Changes (+/-)	Trips from Losing	Proposed Result

HCR Annual Savings (Gaining Facility): **(\$173,756)**

Total HCR Transportation Savings: **(\$138,120)**

<<== (This number is summed with Total from 'Trans-PVS' and carried forward to the Executive Summary as Transportation Savings)

rev 11/05/2008

## Distribution Changes

Last Saved: January 12, 2012

**Losing Facility:** Grenada MS CSMPC

**Type of Distribution to Consolidate** Orig & Dest

Indicate each DMM labeling list affected by placing an "X" to the left of the list.

	DMM L001		DMM L011
<b>X</b>	DMM L002	<b>X</b>	DMM L201
	DMM L003		DMM L601
<b>X</b>	DMM L004		DMM L602
<b>X</b>	DMM L005		DMM L603
	DMM L006		DMM L604
	DMM L007		DMM L605
	DMM L008		DMM L606
	DMM L009		DMM L607
	DMM L010	<b>X</b>	DMM L801

If revisions to DMM L005 or DMM L201 are needed, indicate proposed DMM label change below.

(2) DMM Labeling List L005 - 3-Digit ZIP Code Prefix Groups - SCF Sortation		
<b>From:</b>		
Action Code*	Column A - 3-Digit ZIP Code Prefix Group	Column B - Label to
<b>To:</b>		
Action Code*	Column A - 3-Digit ZIP Code Prefix Group	Column B - Label to

\*Action Codes: A=add D=delete CF=change from CT=change to

**Important Note:** Section 2 & 3 illustrate possible changes to DMM labeling lists. Section 2 relates to consolidation of Destination Operations. Section 3 pertains to Originating Operations. The Area Distribution Network group will submit appropriate requests for DMM changes after AMP approval.

(3) **DMM Labeling List L201 - Periodicals Origin Split**

Action Code*	Column A - Entry ZIP Codes	Column B - 3-Digit ZIP Code Destinations	Column C - Label to
			Column C - Label to
Action Code*	Column A - Entry ZIP Codes	Column B - 3-Digit ZIP Code Destinations	Column C - Label to
			Column C - Label to
Action Code*	Column A - Entry ZIP Codes	Column B - 3-Digit ZIP Code Destinations	Column C - Label to
			Column C - Label to
Action Code*	Column A - Entry ZIP Codes	Column B - 3-Digit ZIP Code Destinations	Column C - Label to
			Column C - Label to

\*Action Codes: A=add D=delete CF=change from CT=change to

(4) **Drop Shipments for Destination Entry Discounts - FAST Appointment Summary Report**

Month	Losing/Gaining	NASS Code	Facility Name	Total Sched Appts	No-Show		Late Arrival		Open		Closed		Unsched Count
					Count	%	Count	%	Count	%	Count	%	
Oct-11	<b>Losing Facility</b>	389	Grenada MS CSMPC	166	54	33%	58	35%	0	0%	112	67%	7
Sep-11	<b>Losing Facility</b>	389	Grenada MS CSMPC	136	55	40%	29	21%	0	0%	81	60%	7
Oct-11	<b>Gaining Facility</b>	390	Jackson MS P&DC	508	173	34%	146	29%	1	0%	334	66%	12
Sep-11	<b>Gaining Facility</b>	390	Jackson MS P&DC	484	174	36%	118	24%	0	0%	310	64%	6

(5) **Notes**

\_\_\_\_\_

\_\_\_\_\_

## MPE Inventory

Last Saved: January 12, 2012

Lossing Facility: Grenada MS CSMPC

Gaining Facility: Jackson MS P&DC

Data Extraction Date: \_\_\_\_\_

Equipment Type	(1) Current Number	(2) Proposed Number	(3) Difference
AFCS	1	0	(1)
AFCS200	0		0
AFSM - ALL	0		0
APPS	0		0
CIOSS	0		0
CSBCS	0		0
DBCS	6		(6)
DBCS-OSS	0		0
DIOSS	0		0
FSS	0		0
SPBS	0		0
UFSM	0		0
FC / MICRO MARK	0		0
ROBOT GANTRY	0		0
HSTS / HSUS	0		0
LCTS / LCUS	0		0
LIPS	0		0
MPBCS-OSS	0		0
TABBER	0		0
PIV			
LCREM	0		0

Equipment Type	(4) Current Number	(5) Proposed Number	(6) Difference	(7) Equipment Change	(8) Relocation Costs
AFCS	3	3	0	(1)	
AFCS200	0		0	0	
AFSM - ALL	2	2	0	0	
APPS	0		0	0	
CIOSS	0	2	2	2	
CSBCS	0		0	0	
DBCS	17	14	(3)	(9)	\$32,240
DBCS-OSS	0		0	0	
DIOSS	0	5	5	5	
FSS	0		0	0	
SPBS	1	1	0	0	
UFSM	0		0	0	
FC / MICRO MARK	0		0	0	
ROBOT GANTRY	0		0	0	
HSTS / HSUS	0		0	0	
LCTS / LCUS	0		0	0	
LIPS	0		0	0	
MPBCS-OSS	0		0	0	
TABBER	0		0	0	
PIV	0		0	#VALUE!	
LCREM	1	1	0	0	

Mail Processing Equipment Relocation Costs from Losing to Gaining Facility: \$32,240 (This number is carried forward to *Space Evaluation and Other Costs*)

(9) Notes: One-time costs for relocation of 2 DIOSS kits to Jackson

\_\_\_\_\_

\_\_\_\_\_

\_\_\_\_\_

rev 03/04/2008

## Customer Service Issues

Last Saved: January 12, 2012

**Losing Facility:** Grenada MS CSMPC \_\_\_\_\_  
**5-Digit ZIP Code:** 38901 \_\_\_\_\_  
**Data Extraction Date:** \_\_\_\_\_

**1. Collection Points**

Number picked up before 1 p.m.  
 Number picked up between 1-5 p.m.  
 Number picked up after 5 p.m.  
 Total Number of Collection Points

3-Digit ZIP Code:		3-Digit ZIP Code:		3-Digit ZIP Code:		3-Digit ZIP Code:	
Current		Current		Current		Current	
Mon. - Fri.	Sat.	Mon. - Fri.	Sat.	Mon. - Fri.	Sat.	Mon. - Fri.	Sat.
10	52	13	65	9	76		
88	16	89	12	105	6		
98	68	102	77	114	82	0	0

**2. How many collection boxes are designated for "local delivery"?**

0

**3. How many "local delivery" boxes will be removed as a result of AMP?**

0

**4. Delivery Performance Report**

% Carriers returning before 5 p.m.

Quarter/FY	Percent
Q1 FY2011	87.3%
Q2 FY2011	88.7%
Q3 FY2011	87.7%
Q4 FY2011	79.6%

**5. Retail Unit Inside Losing Facility (Window Service Times)**

	Current		Proposed	
	Start	End	Start	End
Monday	8:00	17:00	8:00	17:00
Tuesday	8:00	17:00	8:00	17:00
Wednesday	8:00	17:00	8:00	17:00
Thursday	8:00	17:00	8:00	17:00
Friday	8:00	17:00	8:00	17:00
Saturday	8:00	12:00	8:00	12:00

**6. Business (Bulk) Mail Acceptance Hours**

	Current		Proposed	
	Start	End	Start	End
Monday	14:30	16:30	14:30	16:30
Tuesday	14:30	16:30	14:30	16:30
Wednesday	14:30	16:30	14:30	16:30
Thursday	14:30	16:30	14:30	16:30
Friday	14:30	16:30	14:30	16:30
Saturday				

**7. Can customers obtain a local postmark in accordance with applicable policies in the *Postal Operations Manual*?** \_\_\_\_\_

**8. Notes:** \_\_\_\_\_  
 \_\_\_\_\_

**Gaining Facility:** Jackson MS P&DC \_\_\_\_\_

**9. What postmark will be printed on collection mail?**

Line 1 JACKSON, MS 390

Line 2 DATE/TIME

rev 6/18/2008

# Space Evaluation and Other Costs

Last Saved: January 12, 2012

**Losing Facility:** Grenada MS CSMPC

## Space Evaluation

1. Affected Facility

Facility Name: Grenada MS CSMPC  
Street Address: 2500 Gateway St  
City, State ZIP: Grenada, MS 38901

2. Lease Information. (If not leased skip to 3 below.)

Enter annual lease cost: \_\_\_\_\_  
Enter lease expiration date: \_\_\_\_\_  
Enter lease options/terms: \_\_\_\_\_

3. Current Square Footage

Enter the total interior square footage of the facility: 40,505 sq ft  
Enter gained square footage expected with the AMP: \_\_\_\_\_

4. Planned use for acquired space from approved AMP

\_\_\_\_\_  
\_\_\_\_\_  
\_\_\_\_\_

5. Facility Costs

Enter any projected one-time facility costs: \$108,000  
(This number shown below under One-Time Costs section.)

6. Savings Information

**Space Savings (\$):** \_\_\_\_\_  
(This number carried forward to the *Executive Summary*)

7. Notes

\_\_\_\_\_  
\_\_\_\_\_  
\_\_\_\_\_

## One-Time Costs

Employee Relocation Costs: \_\_\_\_\_

Mail Processing Equipment Relocation Costs: \$32,240  
(from MPE Inventory)

Facility Costs: \$108,000  
(from above)

**Total One-Time Costs:** \$140,240  
(This number carried forward to *Executive Summary*)

## Remote Encoding Center Cost per 1000

**Losing Facility:** Grenada MS CSMPC

**Gaining Facility:** Jackson MS P&DC